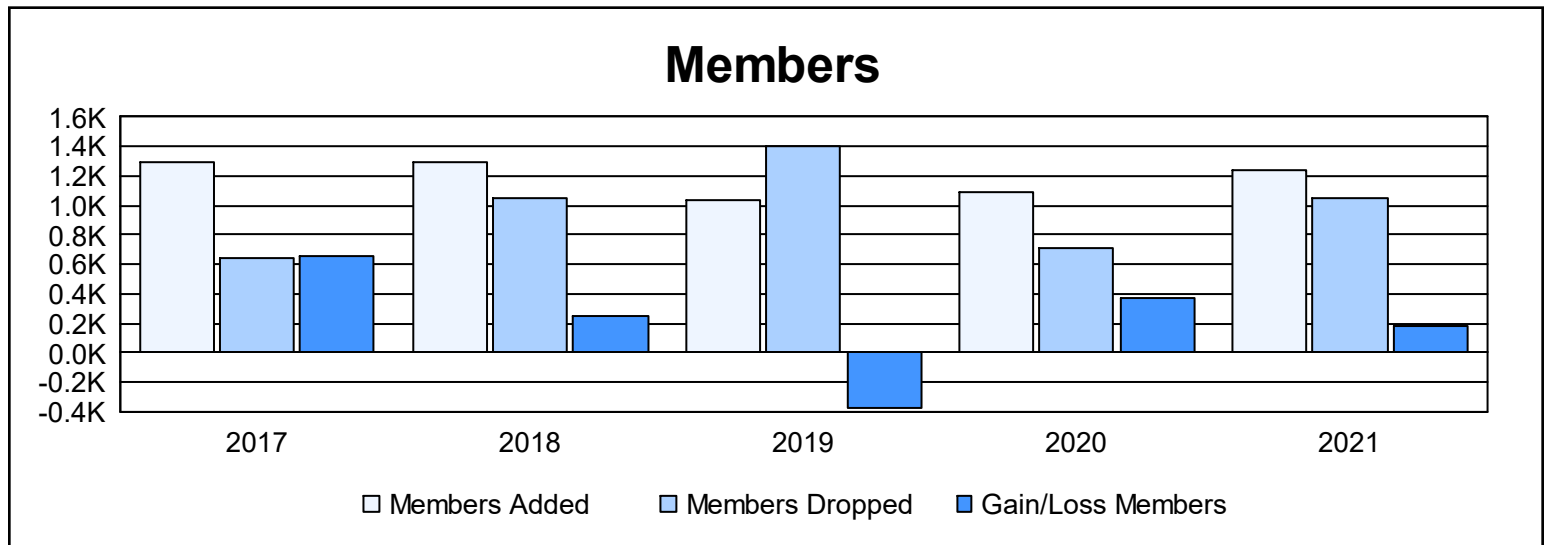
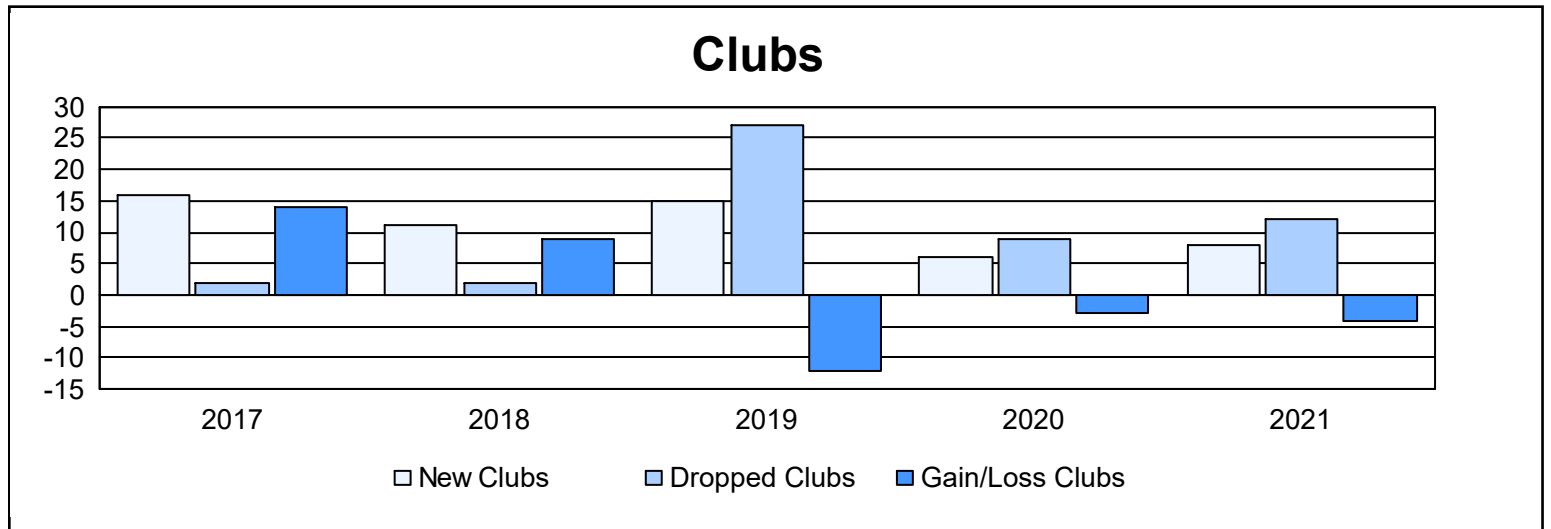
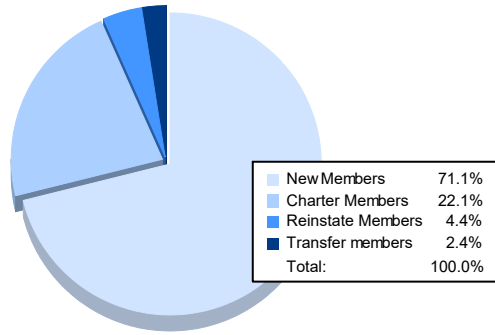


Year	New Clubs	Dropped Clubs	Gain/ Loss Clubs	New Members	Charter Members	Reinstate Members	Transfer Members	Total Member Added	Total Members Dropped	Gain/ Loss Members
2016-2017	16	2	14	796	444	54	5	1,299	645	654
2017-2018	11	2	9	793	419	65	19	1,296	1,044	252
2018-2019	15	27	-12	561	419	43	11	1,034	1,409	-375
2019-2020	6	9	-3	739	271	43	34	1,087	717	370
2020-2021	8	12	-4	880	273	54	30	1,237	1,050	187
Average	11	10	1	754	365	52	20	1,191	973	218



Membership Composition June 2021 Cumulative



Gender Composition June 2021 Cumulative

